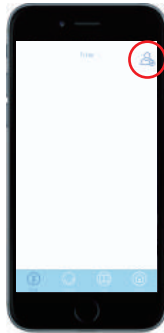


How to Check If Your OQTA Basic Works



[Send a request]



① Go to "send" and tap the icon on the upper right corner of the screen.




② Go to "search for friends by name" and enter your name. (This will not appear when "search by friends" is disabled.)



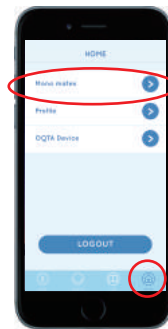
③ Your account will appear on the search results. Tap "REQUEST".



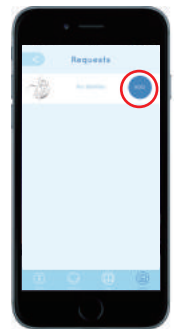
④ Your account has been successfully added if your icon appears on the send page.



[Confirm request]



⑤ Go to "home" and tap "Mono mates".




⑥ Go to the "Requests" page and tap "ADD" to add your account as a Mono mate.



[Ring your OQTA Basic]

⑦ Users added as Mono mates (yourself in this scenario) are able to ring OQTA Basic. (You can add up to eight people as MONO mates.)



⑧ Go to "send" and tap your icon.



[OQTA Basic rings]
 ⑨ OQTA Basic will ring if it has been properly connected to your account. (It takes approx. 30 secs for the device to ring.)